

J-Fill® Application Procedures




Use R2 Plus Hygienic Hard Surface Cleaner to clean restroom toilets, sinks, floors and walls.



Apply use-solution to hard, nonporous surfaces. Thoroughly wet surface with a cloth, mop, sponge, sprayer or by immersion. Allow to remain wet for 10 minutes. Wipe dry or allow to air dry.



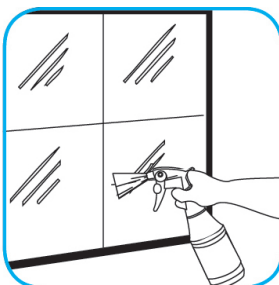
Use Stride® Citrus HC Neutral Cleaner to clean floors and other hard surfaces.



Fill mop bucket, spray bottle or automatic scrubbing machine from dispenser. Apply to surfaces to be cleaned. For auto scrubber use, trail mop behind machine to pick up any excess solution. Allow to dry.



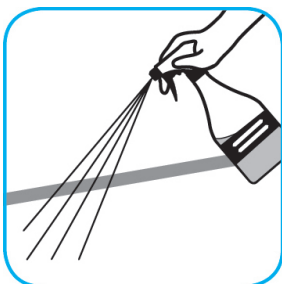
Use R3 Plus Glass and Multi-Surface Cleaner to clean mirrors, chrome and glass surfaces.



Spray onto surface. Wipe with a clean cloth or towel.



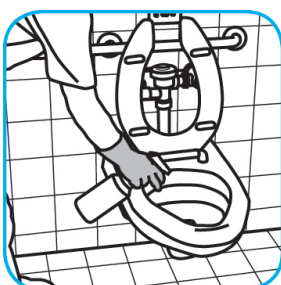
Use R5 Plus to treat malodors to treat malodors on carpet, hard surfaces and as a room spray.



Spray into the air or onto surfaces where odors are noticeable.



Use R9 Plus Acidic Bathroom Cleaner to clean restroom toilets, sinks, floors and walls.



Apply use-solution on a damp cloth or directly on the surface to be cleaned and let dwell for several seconds. Agitate soils with a cloth or non-abrasive cleaning pad. Rinse surface with clear, cold water. Polish with a dry soft cloth. Do not use on natural wood, marble, stone.

Questions: 1-800-558-2332

Always wear personal protective equipment.