

SmartDose™/MC

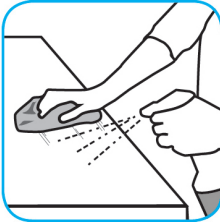
Application Procedures

Use Crew® Non-Acid Bowl and Bathroom Disinfectant Cleaner to clean restroom toilets, sinks, floors and walls.



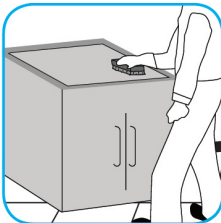

Apply use-solution to hard, nonporous surfaces. Thoroughly wet surface with a cloth, mop, sponge, sprayer or by immersion. Allow to remain wet for 10 minutes. Wipe dry or allow to air dry.

Use Stride® Citrus HC Neutral Cleaner to clean floors and other hard surfaces.



Fill mop bucket, spray bottle or automatic scrubbing machine from dispenser. Apply to surfaces to be cleaned. For autoscrubber use, trail mop behind machine to pick up any excess solution. Allow to dry.

Use Suma® Multi-Purpose Cleaner Degreaser to clean and degrease all kitchen surfaces.



Spray onto surface. Allow to penetrate and lift soils. Scrub with a brush if needed. Rinse thoroughly with potable water. For food contact surfaces, follow with a sanitizer.

Questions: 1-800-558-2332

Always wear personal protective equipment.