

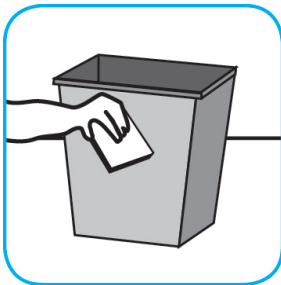
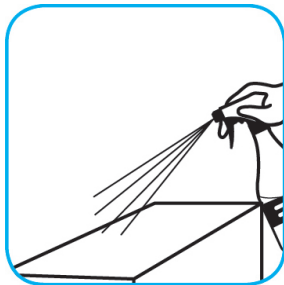
Application Procedures

Use Prominence™/MC Heavy Duty Cleaner to remove soil from floors without dulling the appearance of the floor finish.



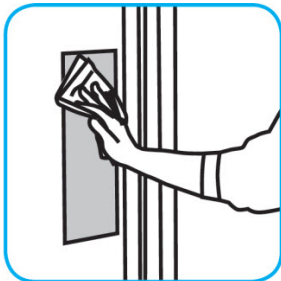
Dilute with cold water. For daily cleaning, use a spray bottle, mop and bucket or fill auto scrubber and use red pads. For Deep Scrubbing, fill auto scrubber and use green or blue pads. Pick up soil and excess cleaner with a tightly wrung out cleaning mop or cloth.

Use Tempest™/MC Solvent-Free Cleaner/Degreaser to clean most heavily soiled, hard surfaces.



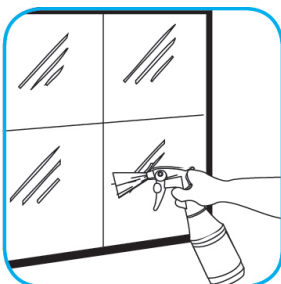
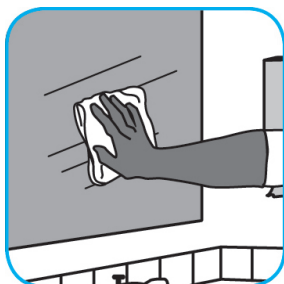
Apply onto hard surface using spray bottle, mop/bucket or auto-scrubber. Allow to penetrate and lift soils. Pick up solution with clean cloth, mop, or auto-scrubber. Requires no rinsing.

Use Oxivir® Plus Disinfectant Cleaner Concentrate to clean and disinfect hard, non-porous surfaces.



Apply use solution. Let stand for 5 minutes. Wipe or allow to air dry.

Use Glance® NA Glass and Multi-Purpose Cleaner to clean mirror, chrome and glass surfaces.



Spray onto surface. Wipe with a clean cloth or towel.

Questions: 1-800-558-2332

Always wear personal protective equipment.