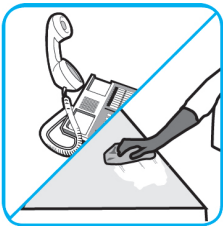
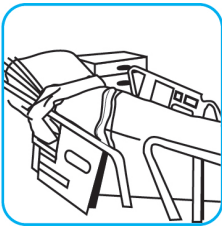


Application Procedures

Use Oxivir® Tb one-step cleaner disinfectant to wipe hard, non-porous surfaces.



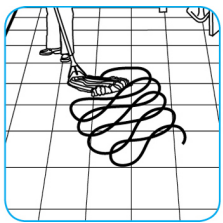
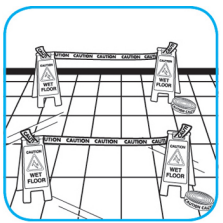
Pull wipe from canister, wipe surfaces, allowing them to stay wet for one minute. Allow to air dry or rinse according to use instructions on some surfaces.

Use Soil Release/Bonnet Buff as both a prespray and a bonnet buff.



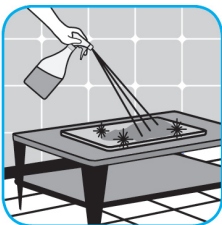
To bonnet buff, spray use-solution on carpet or yarn bonnet. Clean with bonnet under a rotary floor machine. Rake carpet and allow to dry. To use as a pre-spray: Spray solution on soiled areas and allow to dwell for 5-10 minutes. Extract with rinse. Rake carpet and allow to dry.

Use Suma® Bio-Floor® Cleaner D3.7 on kitchen floors with quarry tile, ceramic tile, or vinyl.



Post "Wet Floor" signs around area to be cleaned. Spray or dispense product with warm or hot water onto the floor or in a mop bucket. Spread diluted product with a clean mop generously to the floor, overlapping mop strokes. For best results, scrub the floor with a brush, especially if the floor has grout. Dry mop or squeegee floor dry or allow floor to air dry before reuse. A potable water rinse is only required for those surfaces that may contact edible product.

Use Surface Sanitizer to sanitize washable hard, non-porous surfaces.



Apply use-solution to washable hard, non-porous surfaces: dishes, glassware, silverware, cooking utensils and plastic and other non-porous cutting boards. Spray or immerse objects for 1-2 minutes. Allow to air dry. See product label for complete directions.

Questions: 1-800-558-2332

Always wear personal protective equipment.