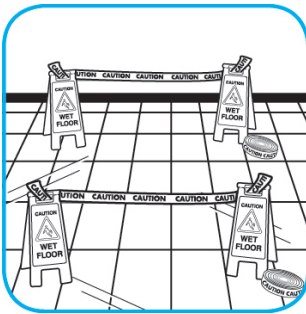





Application Procedures

Use Pro Strip® SC High Efficiency Floor Stripper to remove existing floor finish.




Blockade areas to be stripped. Floors will become very slippery when stripper is applied. Exercise caution.

Use Revive® Plus SC Maintainer/Rejuvenator daily to clean/maintain floors.




Fill mop bucket or auto scrubber from dispenser. Apply with mop or scrub floor with red pad or equivalent. Trail mop behind scrubber. Do not rinse the floor. Let floor dry completely.

Use Heavy Duty Prespray SC as prespray to loosen heavily soiled carpets.



Vacuum area first. Spray carpet and agitate with a carpet rake, extractor brush, shampoo brush or bonnet. Extract and allow to dry.

Use GP Forward® SC General Purpose Cleaner to clean any water-safe surface.



Fill mop bucket, spray bottle or automatic scrubbing machine from dispenser. Apply to surfaces to be cleaned. For auto scrubber use, trail mop behind machine to pick up any excess solution. Allow to dry.

Questions: 1-800-558-2332

Always wear personal protective equipment.