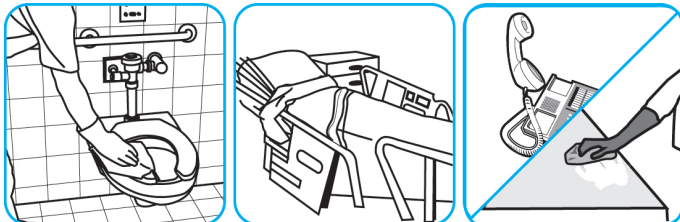


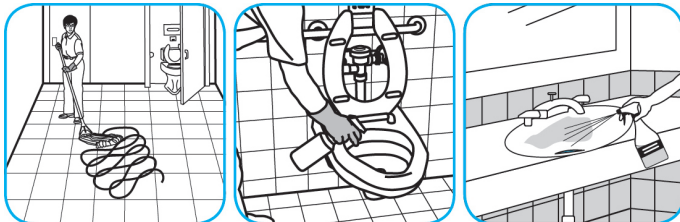
Application Procedures

Use Oxivir® Tb one-step cleaner disinfectant to wipe hard, non-porous surfaces.



Pull wipe from canister, wipe surfaces, allowing them to stay wet for one minute. Allow to air dry or rinse according to use instructions on some surfaces.

Use Crew® NA SC Non-Acid Bowl and Bathroom Disinfectant Cleaner to clean restroom toilets, sinks, floors and walls.




Apply use-solution to hard, nonporous surfaces. Thoroughly wet surface with a cloth, mop, sponge, sprayer or by immersion. Allow to remain wet for 10 minutes. Wipe dry or allow to air dry.

Use Emerel™/MC Plus Multi-Surface Creme Cleanser for removing stubborn spots, build ups, scuffs, grease, rubber marks and soap scum from common restroom surfaces.




Apply this product to a damp cloth or directly on surface to be cleaned. Loosen soil with rubbing action and wipe over entire surface. Rinse with water and polish with a dry soft cloth.

Use Glance® NA Glass and Multi-Purpose Cleaner Non-Ammoniated to clean mirror, chrome and glass surfaces.



Spray onto surface. Wipe with a clean cloth or towel.

Use Prominence™/MC Heavy Duty Cleaner to remove soil from floors without dulling the appearance of the floor finish.



Dilute with cold water. For daily cleaning, use a spray bottle, mop and bucket or fill auto scrubber and use red pads. For Deep Scrubbing, fill auto scrubber and use green or blue pads. Pick up soil and excess cleaner with a tightly wrung out cleaning mop or cloth.

Use Stride® Fragrance Free SC Neutral Cleaner to clean floors and other hard surfaces.



Fill mop bucket, spray bottle or automatic scrubbing machine from dispenser. Apply to surfaces to be cleaned. For auto scrubber use, trail mop behind machine to pick up any excess solution. Allow to dry.

Questions: 1-800-558-2332

Always wear personal protective equipment.