



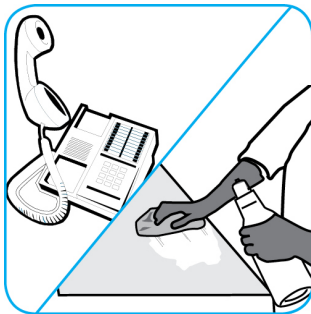


# J-Fill®

## Application Procedures



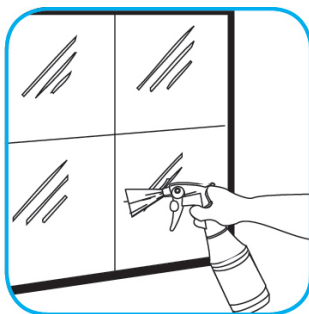
**Use Alpha-HP® Multi-Surface Disinfectant Cleaner to clean, disinfect and deodorize in one easy step.**



Apply use-solution to hard, nonporous surfaces. Thoroughly wet surface with a cloth, mop, sponge, sprayer or by immersion. Allow to remain wet. Wipe dry or allow to air dry. See product label for complete directions.




**Use Glance® NA Glass and Multi-Purpose Cleaner Non-Ammoniated to clean mirror, chrome and glass surfaces.**



Spray onto surface. Wipe with a clean cloth or towel.



**Use Crew® Bathroom Cleaner and Scale Remover to remove soap scum and hard water deposits. Do not use on natural wood or marble.**



Dilute with cold water. Dispense use-solution into trigger spray or flip top bottle as needed. Apply with a damp cloth or directly on surface to be cleaned. Loosen soil with rubbing action. Rinse with cold water.



**Use PERdiem™/MC General Purpose Cleaner with Hydrogen Peroxide to clean hard surfaces as well as carpet.**



Fill mop bucket, spray bottle or automatic scrubbing machine from dispenser. Apply to surfaces to be cleaned. For use as a carpet spotter, prespray or extraction cleaner, apply to carpet, agitate and rinse with water. For autoscrubber use, trail mop behind machine to pick up any excess solution. Allow to dry.

## Questions: 1-800-558-2332

Always wear personal protective equipment.