

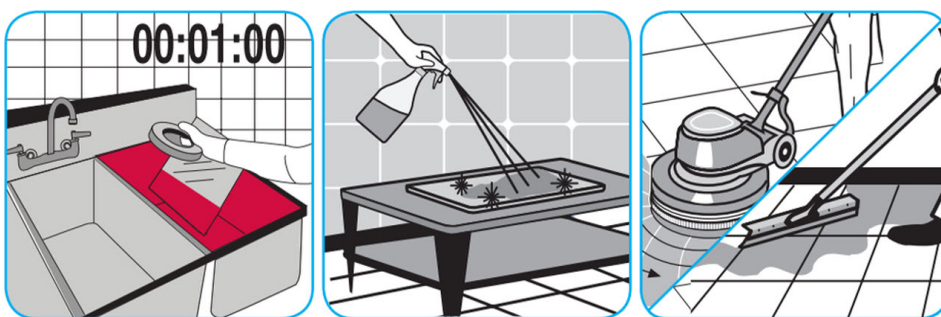
## J-Fill® Application Procedures

Use **Glance® HC Glass and Multi-Surface Cleaner** to clean mirrors, chrome and glass surfaces.




Spray onto surface. Wipe with a clean cloth or towel.

Use **J-512™/MC Sanitizer** to sanitize washable hard, non-porous surfaces.



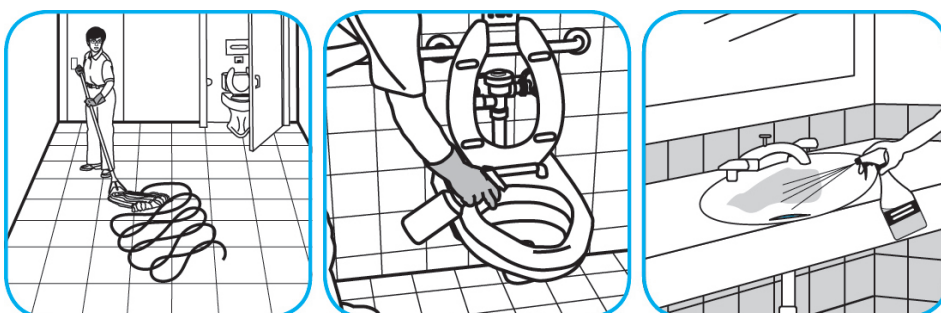
Apply use-solution to washable hard, non-porous surfaces: dishes, glassware, silverware, cooking utensils and plastic and other non-porous cutting boards. Spray or immerse objects for 1-2 minutes. Allow to air dry. See product label for complete directions.

Use **Prominence™/MC Heavy Duty Cleaner** to remove soil from floors without dulling the appearance of the floor finish.



Dilute with cold water. For daily cleaning, use a spray bottle, mop and bucket or fill auto scrubber and use red pads. For Deep Scrubbing, fill auto scrubber and use green or blue pads. Pick up soil and excess cleaner with a tightly wrung out cleaning mop or cloth.

Use **Crew® NA SC Non-Acid Bowl and Bathroom Disinfectant Cleaner** to clean restroom toilets, sinks, floors and walls.



Apply use-solution to hard, nonporous surfaces. Thoroughly wet surface with a cloth, mop, sponge, sprayer or by immersion. Allow to remain wet for 10 minutes. Wipe dry or allow to air dry.

**Questions: 1-800-558-2332**

Always wear personal protective equipment.