




J-Fill®

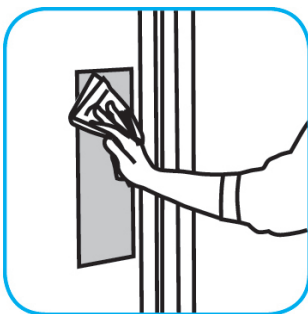
Procedimientos de aplicación

Use Stride® Fragrance Free SC Neutral Cleaner to clean floors and other hard surfaces.



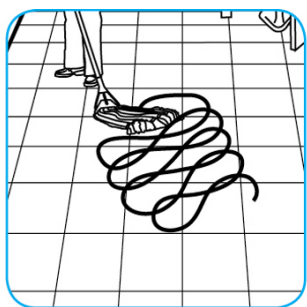
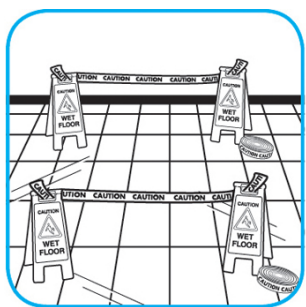
Fill mop bucket, spray bottle or automatic scrubbing machine from dispenser. Apply to surfaces to be cleaned. For auto scrubber use, trail mop behind machine to pick up any excess solution. Allow to dry.

Use Virex® II 256 One-Step Disinfectant Cleaner and Deodorant to clean restroom toilets, sinks, floors and walls.



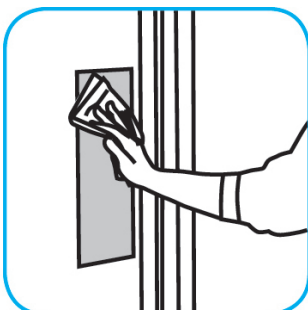
Apply use-solution to hard, nonporous surfaces. Thoroughly wet surface with a cloth, mop, sponge, sprayer or by immersion. Allow to remain wet for 10 minutes. Wipe dry or allow to air dry.

Use Suma® Bio-Floor® Cleaner D3.7 on kitchen floors with quarry tile, ceramic tile, or vinyl.



Post "Wet Floor" signs around area to be cleaned. Dispense proper strength solution of product and warm or hot water in a mop bucket. Spread diluted product with a clean mop generously to the floor, overlapping mop strokes. For best results, scrub the floor with a brush, especially if the floor has grout. Dry mop or squeegee floor dry or allow floor to air dry before reuse. A potable water rinse is only required for those surfaces that may contact edible product.

Use Oxivir® Five 16 Concentrate One Step Disinfectant Cleaner to clean and disinfect hard, non-porous surfaces.



Apply use solution. Let stand for 5 minutes. Wipe or allow to air dry.

Preguntas: 1-800-558-2332

Siempre use el equipo de protección personal.