



# J-Fill®

## Application Procedures



**Use BreakDown™/MC Odor Eliminator Concentrate to treat malodors on carpet and hard surfaces.**



For daily cleaning: use a spray bottle or mop and bucket to apply the use-solution to a surface, let the product dwell for best performance. For deodorizing: spray directly onto floors, urinals, toilets, trash receptacles and other surfaces. For use as a carpet spotter, apply to carpet, agitate and rinse with water. Do not spray into the air or use as an air freshener.




**Use Glance® NA Glass and Multi-Purpose Cleaner to clean mirror, chrome and glass surfaces.**



Spray onto surface. Wipe with a clean cloth or towel.



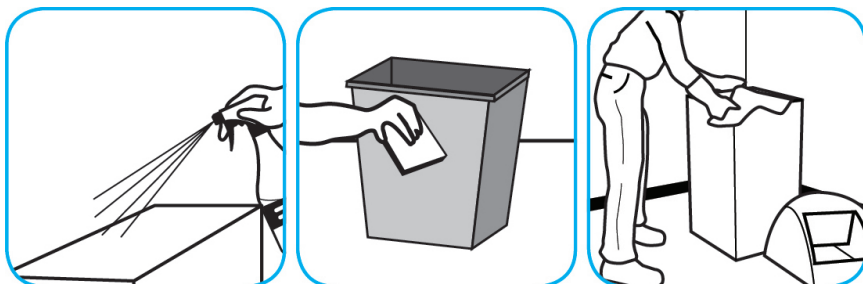
**Use Prominence™/MC Heavy Duty Cleaner to remove soil from floors without dulling the appearance of the floor finish.**



Dilute with cold water. For daily cleaning, use a spray bottle, mop and bucket or fill auto scrubber and use red pads. For Deep Scrubbing, fill auto scrubber and use green or blue pads. Pick up soil and excess cleaner with a tightly wrung out cleaning mop or cloth.



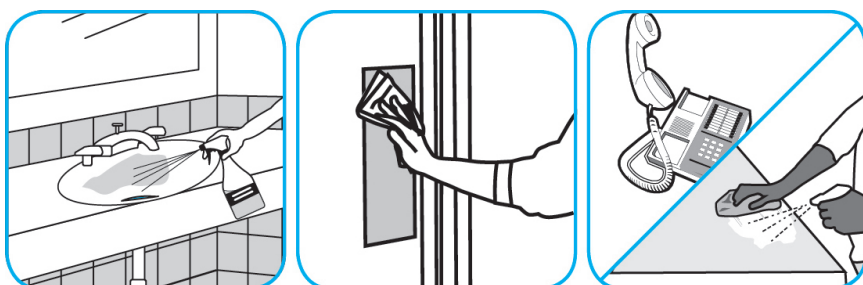
**Use Speedball™/MC 2000 Heavy-Duty Spray Cleaner Concentrate to clean hard surfaces but not glass, aluminum, or water based paint.**



Spray product on hard surfaces to be cleaned. Allow cleaner to penetrate and lift soils. Wipe with a clean cloth. Requires no rinsing.



**Use Virex® II 256 One-Step Disinfectant Cleaner and Deodorant to clean restroom toilets, sinks, floors and walls.**



Apply use-solution to hard, nonporous surfaces. Thoroughly wet surface with a cloth, mop, sponge, sprayer or by immersion. Allow to remain wet for 10 minutes. Wipe dry or allow to air dry.

## Questions: 1-800-558-2332

Always wear personal protective equipment.