

## Procedimientos de aplicación



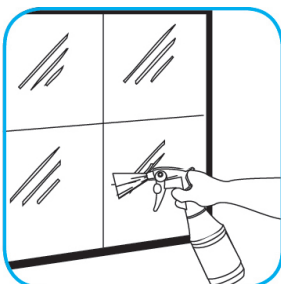
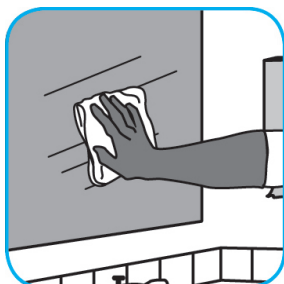
**Use Virex® Plus One-Step Disinfectant Cleaner and Deodorant to clean restroom toilets, sinks, floors and walls.**



Apply use-solution to hard, nonporous surfaces. Thoroughly wet surface with a cloth, mop, sponge, sprayer or by immersion. Allow to remain wet for 3 minutes. Wipe dry or allow to air dry.




**Use Glance® NA Glass and Multi-Purpose Cleaner to clean mirror, chrome and glass surfaces.**



Spray onto surface. Wipe with a clean cloth or towel.



**Use Prominence™/MC Heavy Duty Cleaner to remove soil from floors without dulling the appearance of the floor finish.**



Dilute with cold water. For daily cleaning, use a spray bottle, mop and bucket or fill auto scrubber and use red pads. For Deep Scrubbing, fill auto scrubber and use green or blue pads. Pick up soil and excess cleaner with a tightly wrung out cleaning mop or cloth.



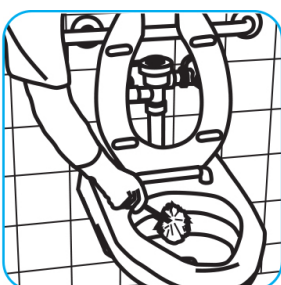
**Use Oxivir® Tb one-step cleaner disinfectant to clean and disinfect hard, non-porous surfaces.**



Apply product by spray. All surfaces must remain visibly wet for 1 minute. Use 5-minute contact time for TB and a 3 minute contact time for fungi. Air Dry, wipe surfaces to dry and remove any residue, or rinse with potable water as necessary.



**Use Crew Clinging Toilet Bowl Cleaner to clean and disinfect toilets and urinals.**



Apply product to toilet bowl side or to urinal surfaces. Scrub entire unit, especially under the rim at water outlets. Wait one minute, then flush.

## Preguntas: 1-800-558-2332

Siempre use el equipo de protección personal.