



RTD[®]

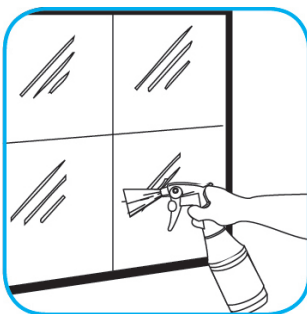
Procedimientos de aplicación

Use Virex[™] II 256 One-Step Disinfectant Cleaner and Deodorant to clean restroom toilets, sinks, floors and walls.



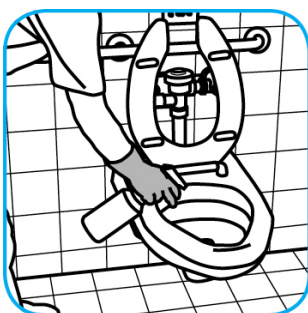
Apply use-solution to hard, nonporous surfaces. Thoroughly wet surface with a cloth, mop, sponge, sprayer or by immersion. Allow to remain wet for 10 minutes. Wipe dry or allow to air dry.

Use Glance[®] NA Glass and Multi-Purpose Cleaner to clean mirror, chrome and glass surfaces.




Spray onto surface. Wipe with a clean cloth or towel.

Use PERdiem[™]/MC General Purpose Cleaner with Hydrogen Peroxide to clean hard surfaces as well as carpet.



Fill mop bucket, spray bottle or automatic scrubbing machine from dispenser. Apply to surfaces to be cleaned. For use as a carpet spotter, prespray or extraction cleaner, apply to carpet, agitate and rinse with water. For autoscrubber use, trail mop behind machine to pick up any excess solution. Allow to dry.

Use Revive[®] Plus SC Maintainer/Rejuvenator daily to clean/maintain floors.



Fill mop bucket or autoscrubber from dispenser. Apply with mop or scrub floor with red pad or equivalent. Trail mop behind scrubber. Do not rinse the floor. Let floor dry completely.

Preguntas: 1-800-558-2332

Siempre use el equipo de protección personal.

© 2018 Diversey, Inc. Reservados todos los derechos.
*El colibrí y el logotipo con forma de ala es una marca comercial de Diversey, Inc.

