



J-Fill®

Application Procedures



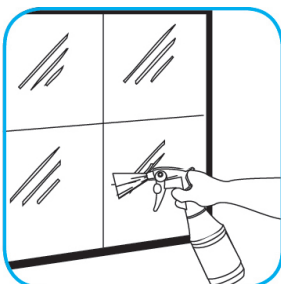
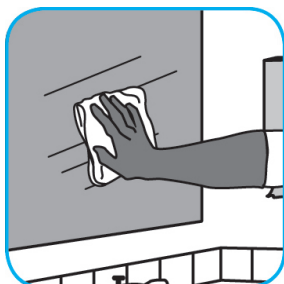
Use Virex® Plus One-Step Disinfectant Cleaner and Deodorant to clean restroom toilets, sinks, floors and walls.



Apply use-solution to hard, nonporous surfaces. Thoroughly wet surface with a cloth, mop, sponge, sprayer or by immersion. Allow to remain wet for 3 minutes. Wipe dry or allow to air dry.




Use Glance® NA Glass and Multi-Purpose Cleaner SC to clean mirror, chrome and glass surfaces.



Spray onto surface. Wipe with a clean cloth or towel.



Use General Purpose Cleaner to clean most water-safe surfaces.



Dilute with cold water. Fill trigger spray bottle or bucket with use solution. Apply diluted product to surface. Mop or wipe surface and allow to air dry.



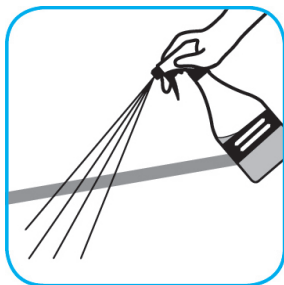
Use Prominence™/MC Heavy Duty Cleaner to remove soil from floors without dulling the appearance of the floor finish.



Dilute with cold water. For daily cleaning, use a spray bottle, mop and bucket or fill auto scrubber and use red pads. For Deep Scrubbing, fill auto scrubber and use green or blue pads. Pick up soil and excess cleaner with a tightly wrung out cleaning mop or cloth.



Use Good Sense® HC Liquid Air Freshener Green Apple to treat malodors on carpet, hard surfaces and as a room spray.



Spray into the air or onto surfaces where odors are noticeable.

Questions: 1-800-558-2332

Always wear personal protective equipment.