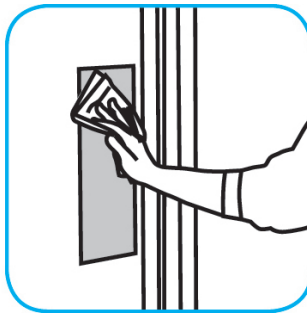


Application Procedures




Use Virex® II 256 One-Step Disinfectant Cleaner and Deodorant to clean restroom toilets, sinks, floors and walls.



Apply use-solution to hard, nonporous surfaces. Thoroughly wet surface with a cloth, mop, sponge, sprayer or by immersion. Allow to remain wet for 10 minutes. Wipe dry or allow to air dry.




Use PERdiem™/MC General Purpose Cleaner with Hydrogen Peroxide to clean hard surfaces as well as carpet.



Dilute with cold water. For daily cleaning, use a mop and bucket or fill auto scrubber and use red pads. For Deep Scrubbing, fill auto scrubber and use green or blue pads. Pick-up soil and excess cleaner with a tightly wrung-out cleaning mop.




Use Spitfire® SC Power Cleaner to clean most heavily soiled, hard surfaces.



Spray onto hard surface. Allow to penetrate and lift soils. Wipe with a clean cloth. Requires no rinsing. Do not use on glass, aluminum and water-based paint.



Use Heavy Duty Prespray SC as prespray to loosen heavily soiled carpets.



Vacuum area first. Spray carpet and agitate with a carpet rake, extractor brush, shampoo brush or bonnet. Extract and allow to dry.

Questions: 1-800-558-2332

Always wear personal protective equipment.