



# J-Fill®

## Application Procedures




**Use Oxivir® Three 64 Multi-surface Disinfectant Cleaner and Deoderizer to clean and disinfect hard, non-porous surfaces.**



Apply use solution. Let stand for 3 minutes. Wipe or allow to air dry.



**Use Prominence™/MC Heavy Duty Cleaner to remove soil from floors without dulling the appearance of the floor finish.**



Dilute with cold water. For daily cleaning, use a spray bottle, mop and bucket or fill auto scrubber and use red pads. For Deep Scrubbing, fill auto scrubber and use green or blue pads. Pick up soil and excess cleaner with a tightly wrung out cleaning mop or cloth.



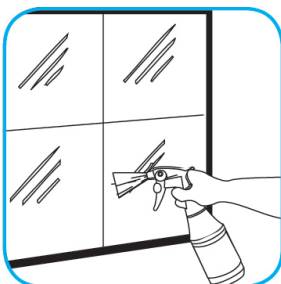
**Use Crew® NA SC Non-Acid Bowl and Bathroom Disinfectant Cleaner to clean restroom toilets, sinks, floors and walls.**



Apply use-solution to hard, nonporous surfaces. Thoroughly wet surface with a cloth, mop, sponge, sprayer or by immersion. Allow to remain wet for 10 minutes. Wipe dry or allow to air dry.




**Use Glance® HC Glass and Multi-Surface Cleaner to clean mirrors, chrome and glass surfaces.**



Spray onto surface. Wipe with a clean cloth or towel.



**Use GP Forward® SC General Purpose Cleaner to clean any water-safe surface.**



Fill mop bucket, spray bottle or automatic scrubbing machine from dispenser. Apply to surfaces to be cleaned. For auto scrubber use, trail mop behind machine to pick up any excess solution. Allow to dry.

## Questions: 1-800-558-2332

Always wear personal protective equipment.