

J-Fill®


Application Procedures

Use Virex® II 256 One-Step Disinfectant Cleaner and Deodorant to clean restroom toilets, sinks, floors and walls.



Apply use-solution to hard, nonporous surfaces. Thoroughly wet surface with a cloth, mop, sponge, sprayer or by immersion. Allow to remain wet for 10 minutes. Wipe dry or allow to air dry.

Use Stride® Citrus HC Neutral Cleaner to clean floors and other hard surfaces.



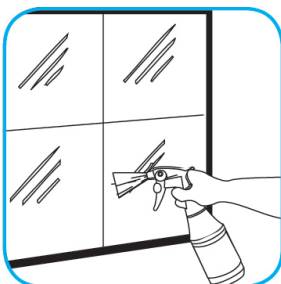
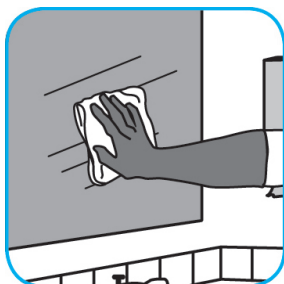
Fill mop bucket, spray bottle or automatic scrubbing machine from dispenser. Apply to surfaces to be cleaned. For auto scrubber use, trail mop behind machine to pick up any excess solution. Allow to dry.

Use Crew® NA SC Non-Acid Bowl and Bathroom Disinfectant Cleaner to clean restroom toilets, sinks, floors and walls.



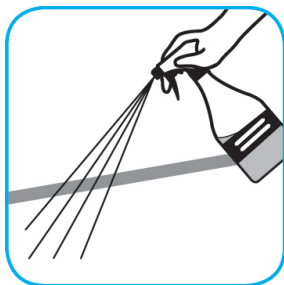
Apply use-solution to hard, nonporous surfaces. Thoroughly wet surface with a cloth, mop, sponge, sprayer or by immersion. Allow to remain wet for 10 minutes. Wipe dry or allow to air dry.

Use Glance® HC Glass and Multi-Surface Cleaner to clean mirrors, chrome and glass surfaces.



Spray onto surface. Wipe with a clean cloth or towel.

Use BreakDown™/MC Odor Eliminator Concentrate to treat malodors on carpet, hard surfaces and as a room spray.



Spray into the air or onto surfaces where odors are noticeable.

Questions: 1-800-558-2332

Always wear personal protective equipment.

© 2016 Sealed Air Corporation. All Rights Reserved.