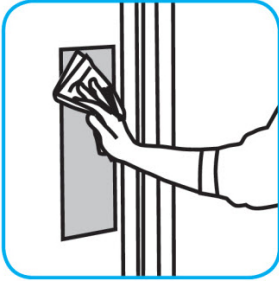




RTD[®]

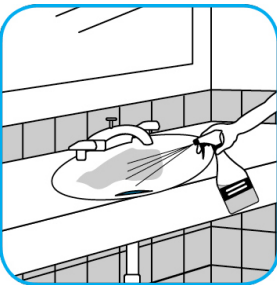
Application Procedures

Use Oxivir[®] Plus Disinfectant Cleaner Concentrate to clean and disinfect hard, non-porous surfaces.



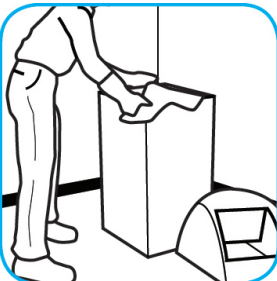
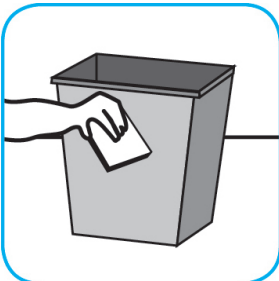
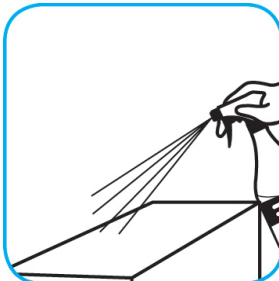
Apply use solution. Let stand for 5 minutes. Wipe or allow to air dry.

Use PERdiem[™]/MC General Purpose Cleaner with Hydrogen Peroxide to clean hard surfaces as well as carpet.



Fill mop bucket, spray bottle or automatic scrubbing machine from dispenser. Apply to surfaces to be cleaned. For use as a carpet spotter, prespray or extraction cleaner, apply to carpet, agitate and rinse with water. For autoscrubber use, trail mop behind machine to pick up any excess solution. Allow to dry.

Use Tempest[™]/MC Solvent-Free Cleaner/Degreaser to clean most heavily soiled, hard surfaces.



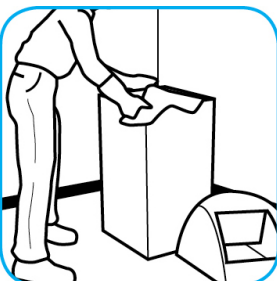
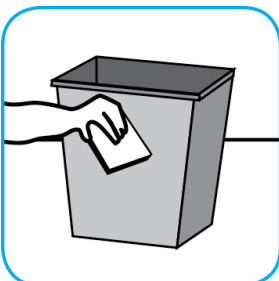
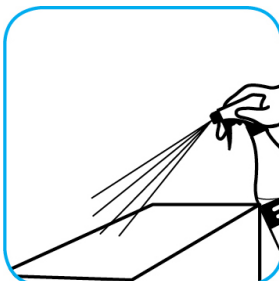
Apply onto hard surface using spray bottle, mop/bucket or auto-scrubber. Allow to penetrate and lift soils. Pick up solution with clean cloth, mop, or auto-scrubber. Requires no rinsing.

Use Prominence[™]/MC Heavy Duty Cleaner to remove soil from floors without dulling the appearance of the floor finish.



Dilute with cold water. For daily cleaning, use a spray bottle, mop and bucket or fill auto scrubber and use red pads. For Deep Scrubbing, fill auto scrubber and use green or blue pads. Pick up soil and excess cleaner with a tightly wrung out cleaning mop or cloth.

Use Speedball[®] 2000 Heavy-Duty Spray Cleaner Concentrate #32 to clean hard surfaces but not glass, aluminum, or water based paint.



Spray product on hard surfaces to be cleaned. Allow cleaner to penetrate and lift soils. Wipe with a clean cloth. Requires no rinsing.

Questions: 1-800-558-2332

Always wear personal protective equipment.