

## Application Procedures



**Use Glance® HC Glass and Multi-Surface Cleaner to clean mirrors, chrome and glass surfaces.**



Spray onto surface. Wipe with a clean cloth or towel.



**Use Crew® NA SC Non-Acid Bowl and Bathroom Disinfectant Cleaner to clean restroom toilets, sinks, floors and walls.**



Apply use-solution to hard, nonporous surfaces. Thoroughly wet surface with a cloth, mop, sponge, sprayer or by immersion. Allow to remain wet for 10 minutes. Wipe dry or allow to air dry.



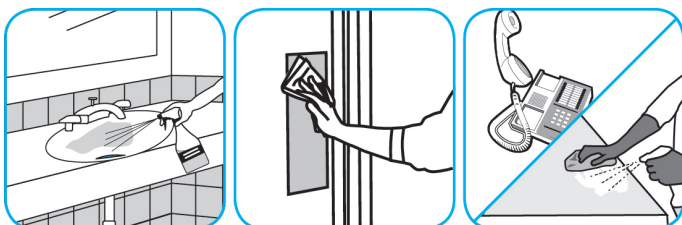
**Use Alpha-HP® Multi-Surface Disinfectant Cleaner to clean, disinfect and deodorize in one easy step.**



Apply use-solution to hard, nonporous surfaces. Thoroughly wet surface with a cloth, mop, sponge, sprayer or by immersion. Allow to remain wet. Wipe dry or allow to air dry. See product label for complete directions.



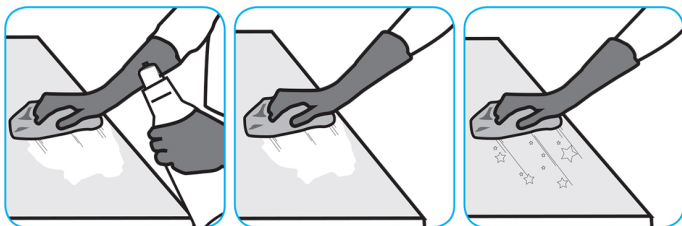
**Use Oxivir® Five 16 Concentrate One Step Disinfectant Cleaner to clean and disinfect hard, non-porous surfaces.**



Apply use solution. Let stand for 5 minutes. Wipe or allow to air dry.




**Use Emerel Multi-Surface Creme Cleanser to remove stubborn spots, build-ups, scuffs, grease, rubber marks and soap scum without scratching the surface.**



Shake bottle well and squeeze product directly onto surface or on to wet cloth, sponge, or brush. Loosen soil with rubbing action, rinse. For a bright shine, polish with soft dry cloth. Can be used on porcelain, ceramic, stainless steel and other washable surfaces. Do not use on natural wood.

**Use Oxivir® Tb one-step cleaner disinfectant to wipe hard, non-porous surfaces.**



Pull wipe from canister, wipe surfaces, allowing them to stay wet for one minute. Allow to air dry or rinse according to use instructions on some surfaces.

## Questions: 1-800-558-2332

Always wear personal protective equipment.