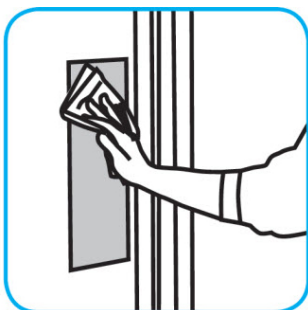



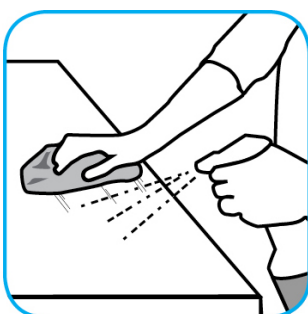
RTD® Application Procedures

Use Oxivir® Plus Disinfectant Cleaner Concentrate to clean and disinfect hard, non-porous surfaces.



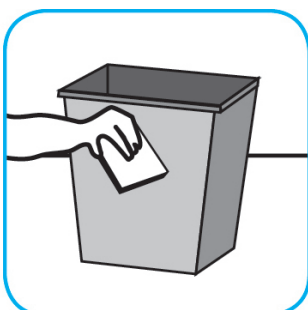
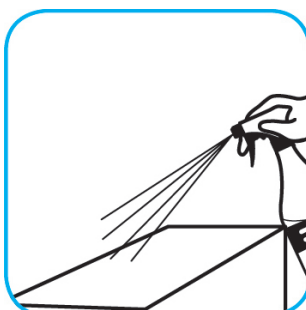
Apply use solution. Let stand for 5 minutes. Wipe or allow to air dry.

Use GP Forward® General Purpose Cleaner to clean any water-safe surface.




Fill mop bucket, spray bottle or automatic scrubbing machine from dispenser. Apply to surfaces to be cleaned. For autoscrubber use, trail mop behind machine to pick up any excess solution. Allow to dry.

Use Tempest™/MC Solvent-Free Cleaner/Degreaser to clean most heavily soiled, hard surfaces.



Apply onto hard surface using spray bottle, mop/bucket or auto-scrubber. Allow to penetrate and lift soils. Pick up solution with clean cloth, mop, or auto-scrubber. Requires no rinsing.

Use Extraction Rinse SC to flush out and remove detergent residues that cause resoiling.



Extract carpet and groom with a clean carpet rake or stiff synthetic broom. Allow to dry.

Questions: 1-800-558-2332

Always wear personal protective equipment.