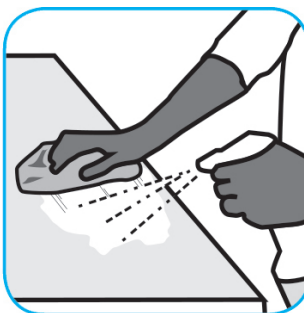





RTD[®]

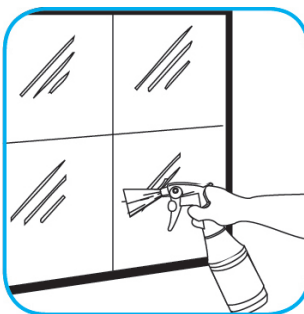
Application Procedures

Use ProminenceTM/MC Heavy Duty Cleaner to remove soil from floors without dulling the appearance of the floor finish.



Dilute with cold water. For daily cleaning, use a spray bottle, mop and bucket or fill auto scrubber and use red pads. For Deep Scrubbing, fill auto scrubber and use green or blue pads. Pick up soil and excess cleaner with a tightly wrung out cleaning mop or cloth.

Use Glance[®] NA Glass and Multi-Purpose Cleaner SC to clean mirror, chrome and glass surfaces.



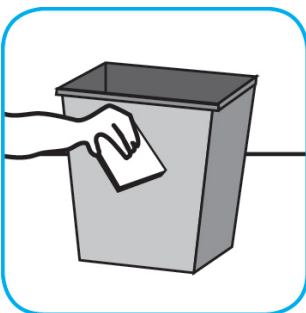
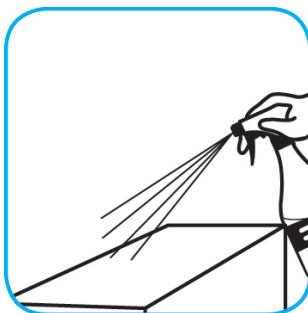
Spray onto surface. Wipe with a clean cloth or towel.

Use Alpha-HP[®] Multi-Surface Disinfectant Cleaner to clean, disinfect and deodorize in one easy step.



Apply use-solution to hard, nonporous surfaces. Thoroughly wet surface with a cloth, mop, sponge, sprayer or by immersion. Allow to remain wet. Wipe dry or allow to air dry. See product label for complete directions.

Use TempestTM/MC Solvent-Free Cleaner/Degreaser to clean most heavily soiled, hard surfaces.



Apply onto hard surface using spray bottle, mop/bucket or auto-scrubber. Allow to penetrate and lift soils. Pick up solution with clean cloth, mop, or auto-scrubber. Requires no rinsing.

Questions: 1-800-558-2332

Always wear personal protective equipment.