



J-Fill®

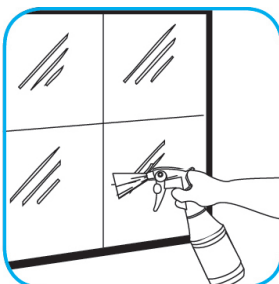
Application Procedures

Use Oxivir® Plus Disinfectant Cleaner Concentrate to clean and disinfect hard, non-porous surfaces.




Apply use solution. Let stand for 5 minutes. Wipe or allow to air dry.

Use Glance® HC Glass and Multi-Surface Cleaner to clean mirrors, chrome and glass surfaces.



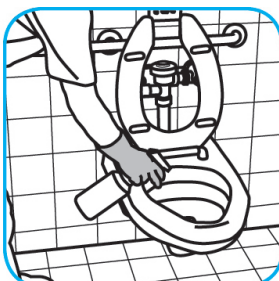
Spray onto surface. Wipe with a clean cloth or towel.

Use Crew® Bathroom Cleaner and Scale Remover to remove soap scum and hard water deposits. Do not use on natural wood or marble.



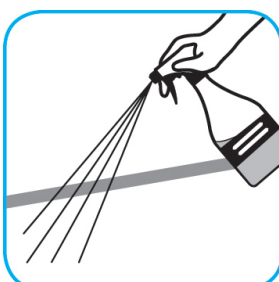
Dilute with cold water. Dispense use-solution into trigger spray or flip top bottle as needed. Apply with a damp cloth or directly on surface to be cleaned. Loosen soil with rubbing action. Rinse with cold water.

Use PERdiem™/MC General Purpose Cleaner with Hydrogen Peroxide to clean hard surfaces as well as carpet.



Fill mop bucket, spray bottle or automatic scrubbing machine from dispenser. Apply to surfaces to be cleaned. For use as a carpet spotter, prespray or extraction cleaner, apply to carpet, agitate and rinse with water. For autoscrubber use, trail mop behind machine to pick up any excess solution. Allow to dry.

Use BreakDown™/MC Odor Eliminator Concentrate to treat malodors on carpet and hard surfaces.



For daily cleaning: use a spray bottle or mop and bucket to apply the use-solution to a surface, let the product dwell for best performance. For deodorizing: spray directly onto floors, urinals, toilets, trash receptacles and other surfaces. For use as a carpet spotter, apply to carpet, agitate and rinse with water. Do not spray into the air or use as an air freshener.

Questions: 1-800-558-2332

Always wear personal protective equipment.