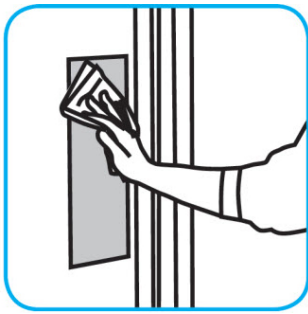




# J-Fill®


## Application Procedures

**Use Oxivir® Plus Disinfectant Cleaner Concentrate to clean and disinfect hard, non-porous surfaces.**



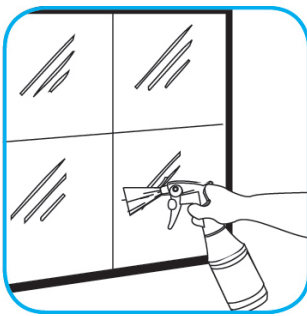
Apply use solution. Let stand for 5 minutes. Wipe or allow to air dry.

**Use Crew® Bathroom Cleaner and Scale Remover to remove soap scum and hard water deposits. Do not use on natural wood or marble.**



Dilute with cold water. Dispense use-solution into trigger spray or flip top bottle as needed. Apply with a damp cloth or directly on surface to be cleaned. Loosen soil with rubbing action. Rinse with cold water.

**Use Glance® NA Glass and Multi-Purpose Cleaner Non-Ammoniated to clean mirror, chrome and glass surfaces.**



Spray onto surface. Wipe with a clean cloth or towel.

**Use Stride® Fragrance Free SC Neutral Cleaner to clean floors and other hard surfaces.**



Fill mop bucket, spray bottle or automatic scrubbing machine from dispenser. Apply to surfaces to be cleaned. For auto scrubber use, trail mop behind machine to pick up any excess solution. Allow to dry.

## Questions: 1-800-558-2332

Always wear personal protective equipment.