

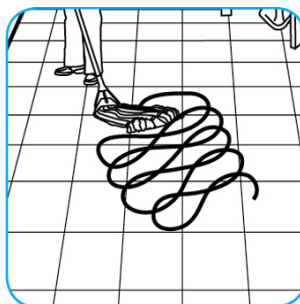
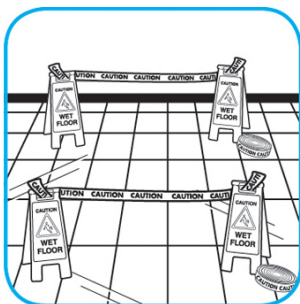


J-Fill®

Application Procedures



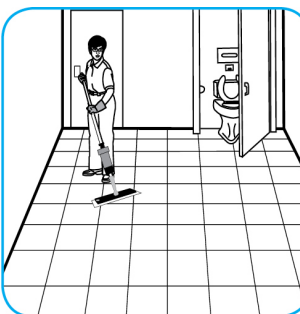
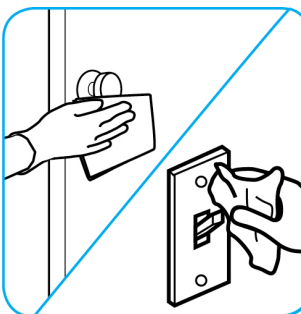
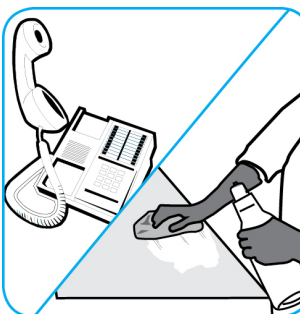
Use Suma® Bio-Floor® Cleaner D3.7 on kitchen floors with quarry tile, ceramic tile, or vinyl.



Post “Wet Floor” signs around area to be cleaned. Dispense proper strength solution of product and warm or hot water in a mop bucket. Spread diluted product with a clean mop generously to the floor, overlapping mop strokes. For best results, scrub the floor with a brush, especially if the floor has grout. Dry mop or squeegee floor dry or allow floor to air dry before reuse. A potable water rinse is only required for those surfaces that may contact edible product.




Use Alpha-HP® Multi-Surface Disinfectant Cleaner to clean, disinfect and deodorize in one easy step.



Apply use-solution to hard, nonporous surfaces. Thoroughly wet surface with a cloth, mop, sponge, sprayer or by immersion. Allow to remain wet. Wipe dry or allow to air dry. See product label for complete directions.



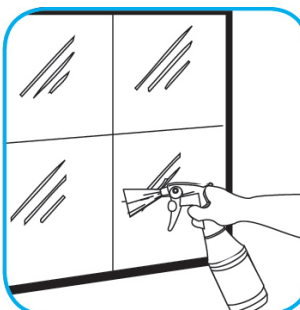
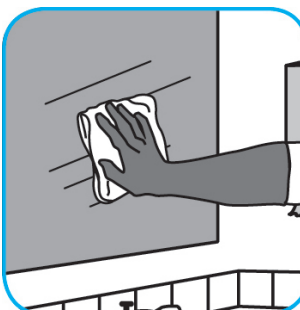
Use Suma® Break-Up® SC Heavy Duty Foaming Grease-Release Cleaner to clean food contact surfaces, including machinery, walls and floors.



To clean floors, apply by mop or brush and scrub. Rinse thoroughly with hot water. Wear long rubber gloves for manual cleaning. To clean equipment, soak parts. Use brush or sponge as necessary. Rinse.



Use Glance® HC Glass and Multi-Surface Cleaner to clean mirrors, chrome and glass surfaces.



Spray onto surface. Wipe with a clean cloth or towel.

Questions: 1-800-558-2332

Always wear personal protective equipment.