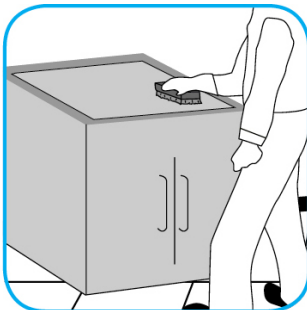
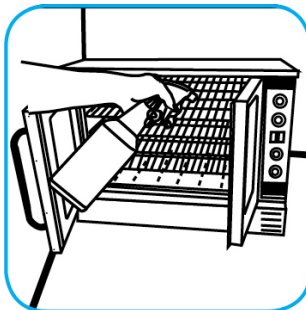




# RTD<sup>®</sup>

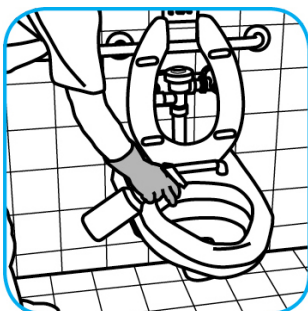
## Application Procedures

**Use Suma<sup>®</sup> Kitchen Degreaser to clean and degrease all kitchen surfaces.**



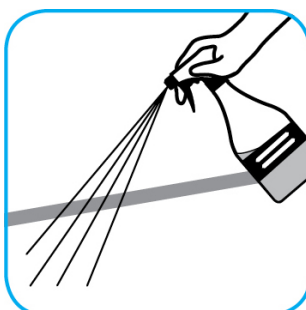
Spray onto surface. Allow to penetrate and lift soils. Scrub with a brush if needed. Rinse thoroughly with potable water. For food contact surfaces, follow with a sanitizer.

**Use Crew<sup>®</sup> Restroom Floor and Surface SC Non-Acid Disinfectant Cleaner to clean restroom toilets, sinks, floors and walls.**




Apply use-solution to hard, nonporous surfaces. Thoroughly wet surface with a cloth, mop, sponge, sprayer or by immersion. Allow to remain wet for 10 minutes. Wipe dry or allow to air dry.

**Use Alpha-HP<sup>®</sup> Multi-Surface Cleaner to clean hard surfaces and carpet.**



Spray onto surface. Wipe with a clean cloth or towel. For Carpet Spotting: Apply to carpet spot, agitate and rinse with water. For Prespray Cleaning: Apply product to area to be cleaned using a pressurized hand held sprayer. Extract thoroughly with water.

**Use Prominence<sup>™</sup>/MC Heavy Duty Cleaner to remove soil from floors without dulling the appearance of the floor finish.**



Dilute with cold water. For daily cleaning, use a spray bottle, mop and bucket or fill auto scrubber and use red pads. For Deep Scrubbing, fill auto scrubber and use green or blue pads. Pick up soil and excess cleaner with a tightly wrung out cleaning mop or cloth.

## Questions: 1-800-558-2332

Always wear personal protective equipment.