



J-Fill®

Application Procedures




Use Alpha-HP® Multi-Surface Disinfectant Cleaner to clean, disinfect and deodorize in one easy step.



Apply use-solution to hard, nonporous surfaces. Thoroughly wet surface with a cloth, mop, sponge, sprayer or by immersion. Allow to remain wet. Wipe dry or allow to air dry. See product label for complete directions.



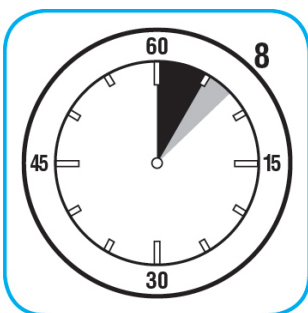
Use PERdiem™/MC General Purpose Cleaner with Hydrogen Peroxide to clean hard surfaces as well as carpet.



Dilute with cold water. For daily cleaning, use a mop and bucket or fill auto scrubber and use red pads. For Deep Scrubbing, fill auto scrubber and use green or blue pads. Pick-up soil and excess cleaner with a tightly wrung-out cleaning mop.



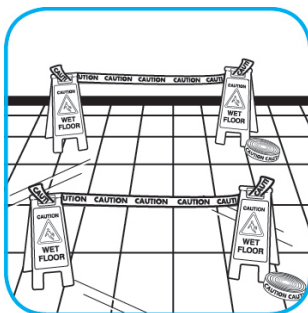
Use Spitfire® SC Power Cleaner to clean most heavily soiled, hard surfaces.



Spray onto hard surface. Allow to penetrate and lift soils. Wipe with a clean cloth. Requires no rinsing. Do not use on glass, aluminum and water-based paint.



Use Pro Strip® SC High Efficiency Floor Stripper to remove existing floor finish.



Blockade areas to be stripped. Floors will become very slippery when stripper is applied. Exercise caution.

Questions: 1-800-558-2332

Always wear personal protective equipment.