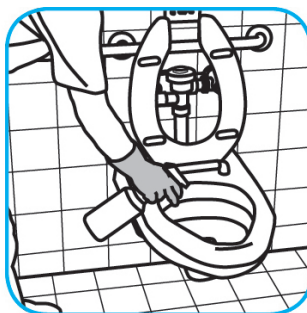




# RTD<sup>®</sup>


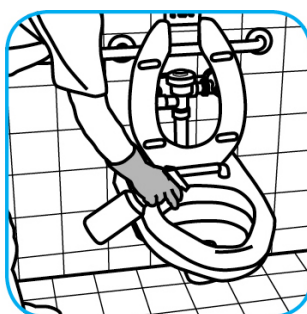
## Application Procedures

**Use Alpha-HP<sup>®</sup> Multi-Surface Disinfectant Cleaner to clean, disinfect and deodorize in one easy step.**




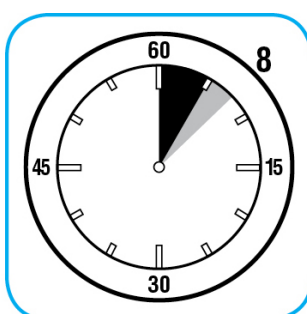

Apply use-solution to hard, nonporous surfaces. Thoroughly wet surface with a cloth, mop, sponge, sprayer or by immersion. Allow to remain wet. Wipe dry or allow to air dry. See product label for complete directions.

**Use PERdiem<sup>TM</sup>/MC General Purpose Cleaner with Hydrogen Peroxide to clean hard surfaces as well as carpet.**



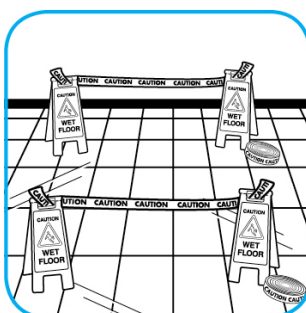
Fill mop bucket, spray bottle or automatic scrubbing machine from dispenser. Apply to surfaces to be cleaned. For use as a carpet spotter, prespray or extraction cleaner, apply to carpet, agitate and rinse with water. For autoscrubber use, trail mop behind machine to pick up any excess solution. Allow to dry.

**Use Spitfire<sup>®</sup> SC Power Cleaner to clean most heavily soiled, hard surfaces.**



Spray onto hard surface. Allow to penetrate and lift soils. Wipe with a clean cloth. Requires no rinsing. Do not use on glass, aluminum and water-based paint.

**Use Pro Strip<sup>TM</sup> SC High Efficiency Floor Stripper to remove existing floor finish.**



Blockade areas to be stripped. Floors will become very slippery when stripper is applied. Exercise caution.

## Questions: 1-800-558-2332

Always wear personal protective equipment.