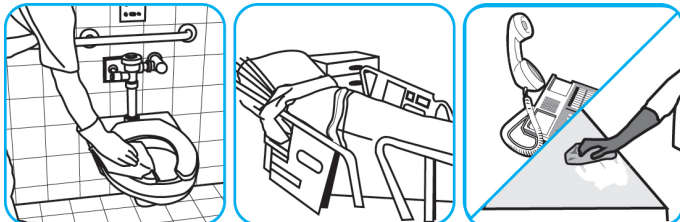


Application Procedures

Use Oxivir® Tb one-step cleaner disinfectant to wipe hard, non-porous surfaces.



Pull wipe from canister, wipe surfaces, allowing them to stay wet for one minute. Allow to air dry or rinse according to use instructions on some surfaces.



Use Glance® NA Glass and Multi-Purpose Cleaner Non-Ammoniated to clean mirror, chrome and glass surfaces.



Spray onto surface. Wipe with a clean cloth or towel.




Use Emerl™/MC Plus Multi-Surface Creme Cleanser for removing stubborn spots, build ups, scuffs, grease, rubber marks and soap scum from common restroom surfaces.



Apply this product to a damp cloth or directly on surface to be cleaned. Loosen soil with rubbing action and wipe over entire surface. Rinse with water and polish with a dry soft cloth.



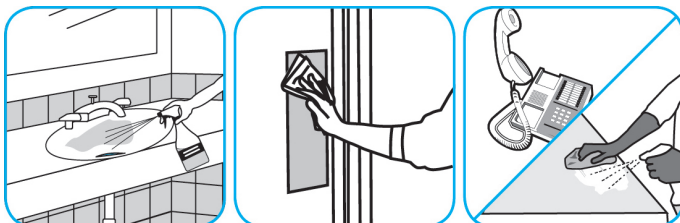
Use Spitfire® SC Power Cleaner to clean most heavily soiled, hard surfaces.



Spray onto hard surface. Allow to penetrate and lift soils. Wipe with a clean cloth. Requires no rinsing. Do not use on glass, aluminum and water-based paint.



Use Oxivir® Five 16 Concentrate One Step Disinfectant Cleaner to clean and disinfect hard, non-porous surfaces.



Apply use solution. Let stand for 5 minutes. Wipe or allow to air dry.

Questions: 1-800-558-2332

Always wear personal protective equipment.