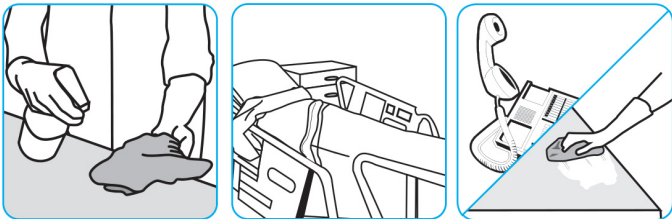




Application Procedures




Use AvertTM Sporidical Disinfectant Cleaner to clean, disinfect and deodorize hard, nonporous surfaces in one labor saving step with no rinsing required.



Pre-clean heavily soiled areas. Apply product by coarse trigger sprayer. Spray 6-8 inches from the surface, making sure to wet surfaces thoroughly. Wipe or rub with cloth, disposable wiper, sponge, brush, or hand mop to spread the product on the surface. Surfaces must remain wet for 1 minute for most common microorganisms, 4 minutes for *C. difficile*. Air Dry, wipe surfaces to dry and remove any residue, or rinse with potable water as necessary.



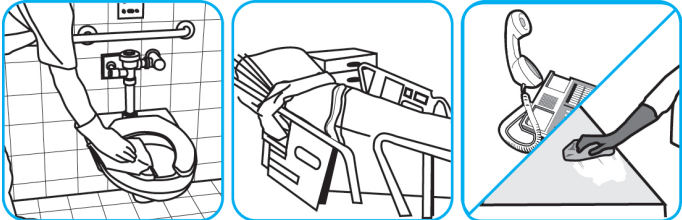
Use AvertTM Sporidical Disinfectant Cleaner Wipes to clean, disinfect and deodorize hard, nonporous surfaces in one labor saving step with no rinsing required.



Pre-clean heavily soiled areas. Wipe the surface evenly until visibly wet, and wait for the appropriate contact time (1 minute for most common microorganisms, 4 minutes for *C. difficile*). All surfaces must remain visibly wet for 1 minute (4 minutes for *C. difficile*). If required, wipe surfaces with a clean, damp cloth and let air dry.



Use AvertTM Sporidical Disinfectant Cleaner Wipes to clean, disinfect and deodorize hard, nonporous surfaces in one labor saving step with no rinsing required.



Pre-clean heavily soiled areas. Wipe the surface evenly until visibly wet, and wait for the appropriate contact time (1 minute for most common microorganisms, 4 minutes for *C. difficile*). All surfaces must remain visibly wet for 1 minute (4 minutes for *C. difficile*). If required, wipe surfaces with a clean, damp cloth and let air dry.

Questions: 1-800-558-2332

Always wear personal protective equipment.