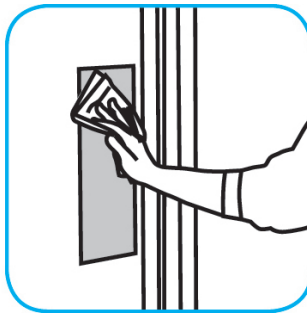




# RTD<sup>®</sup>

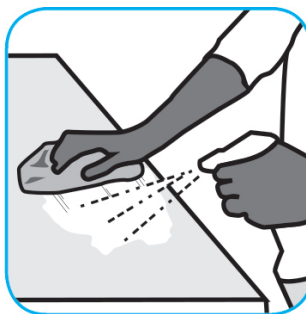
## Application Procedures

**Use Virex<sup>™</sup> II 256 One-Step Disinfectant Cleaner and Deodorant to clean restroom toilets, sinks, floors and walls.**




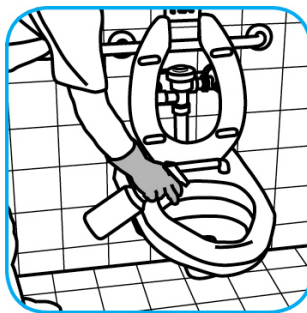
Apply use-solution to hard, nonporous surfaces. Thoroughly wet surface with a cloth, mop, sponge, sprayer or by immersion. Allow to remain wet for 10 minutes. Wipe dry or allow to air dry.

**Use Prominence<sup>™</sup>/MC Heavy Duty Cleaner to remove soil from floors without dulling the appearance of the floor finish.**



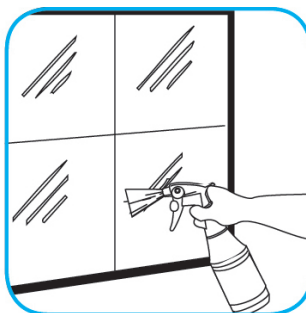
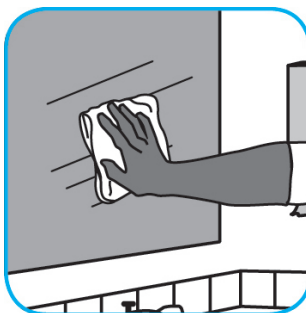
Dilute with cold water. For daily cleaning, use a spray bottle, mop and bucket or fill auto scrubber and use red pads. For Deep Scrubbing, fill auto scrubber and use green or blue pads. Pick up soil and excess cleaner with a tightly wrung out cleaning mop or cloth.

**Use PERdiem<sup>™</sup>/MC General Purpose Cleaner with Hydrogen Peroxide to clean hard surfaces as well as carpet.**



Fill mop bucket, spray bottle or automatic scrubbing machine from dispenser. Apply to surfaces to be cleaned. For use as a carpet spotter, prespray or extraction cleaner, apply to carpet, agitate and rinse with water. For autoscrubber use, trail mop behind machine to pick up any excess solution. Allow to dry.

**Use Glance<sup>®</sup> NA Glass and Multi-Purpose Cleaner to clean mirror, chrome and glass surfaces.**



Spray onto surface. Wipe with a clean cloth or towel.

## Questions: 1-800-558-2332

Always wear personal protective equipment.