



RTD®

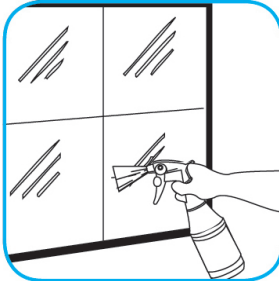
Application Procedures

Use Oxivir® Plus Disinfectant Cleaner Concentrate to clean and disinfect hard, non-porous surfaces.




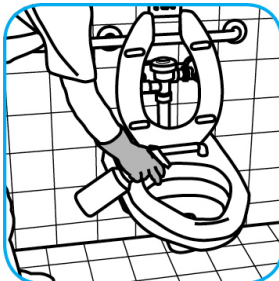
Apply use solution. Let stand for 5 minutes. Wipe or allow to air dry.

Use Glance® NA Glass and Multi-Purpose Cleaner Non-Ammoniated to clean mirror, chrome and glass surfaces.



Spray onto surface. Wipe with a clean cloth or towel.

Use PERdiem™/MC General Purpose Cleaner with Hydrogen Peroxide to clean hard surfaces as well as carpet.



Fill mop bucket, spray bottle or automatic scrubbing machine from dispenser. Apply to surfaces to be cleaned. For use as a carpet spotter, prespray or extraction cleaner, apply to carpet, agitate and rinse with water. For autoscrubber use, trail mop behind machine to pick up any excess solution. Allow to dry.

Use Crew® Shower, Tub and Tile Cleaner HC to clean bathroom surfaces but not marble, resilient floors or galvanized metal.



Fill small bottle or bucket or use gun to apply a foam directly onto surfaces. Scrub with a soft brush, pad or cloth. Do not allow foam to dry. Rinse surfaces thoroughly.

Use Virex™ II 256 One-Step Disinfectant Cleaner and Deodorant to clean restroom toilets, sinks, floors and walls.



Apply use-solution to hard, nonporous surfaces. Thoroughly wet surface with a cloth, mop, sponge, sprayer or by immersion. Allow to remain wet for 10 minutes. Wipe dry or allow to air dry.

Questions: 1-800-558-2332

Always wear personal protective equipment.

STAPLES®
Business Advantage