

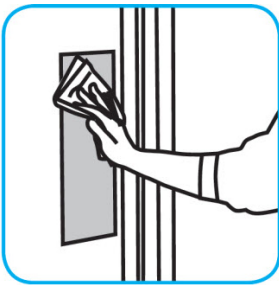
## RTD® Application Procedures

**Use Prominence™/MC Heavy Duty Cleaner to remove soil from floors without dulling the appearance of the floor finish.**



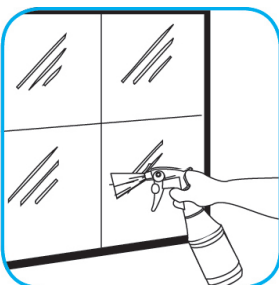
Dilute with cold water. For daily cleaning, use a spray bottle, mop and bucket or fill auto scrubber and use red pads. For Deep Scrubbing, fill auto scrubber and use green or blue pads. Pick up soil and excess cleaner with a tightly wrung out cleaning mop or cloth.

**Use Oxivir® Plus Disinfectant Cleaner Concentrate to clean and disinfect hard, non-porous surfaces.**



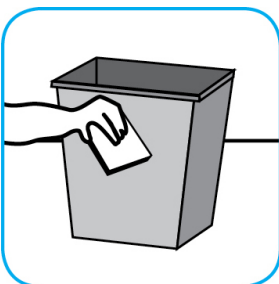
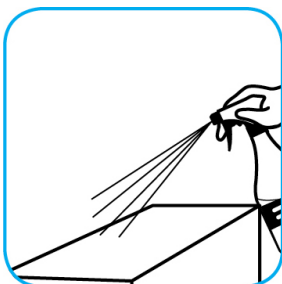
Apply use solution. Let stand for 5 minutes. Wipe or allow to air dry.

**Use Glance® NA Glass and Multi-Purpose Cleaner SC to clean mirror, chrome and glass surfaces.**



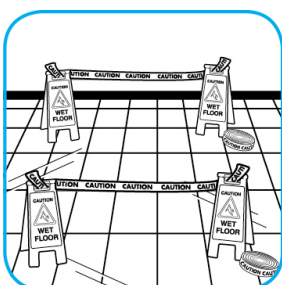
Spray onto surface. Wipe with a clean cloth or towel.

**Use Speedball® 2000 Heavy-Duty Spray Cleaner Concentrate #32 to clean hard surfaces but not glass, aluminum, or water based paint.**



Spray product on hard surfaces to be cleaned. Allow cleaner to penetrate and lift soils. Wipe with a clean cloth. Requires no rinsing.

**Use Pro Strip™ SC High Efficiency Floor Stripper to remove existing floor finish.**



Blockade areas to be stripped. Floors will become very slippery when stripper is applied. Exercise caution.

## Questions: 1-800-558-2332

Always wear personal protective equipment.