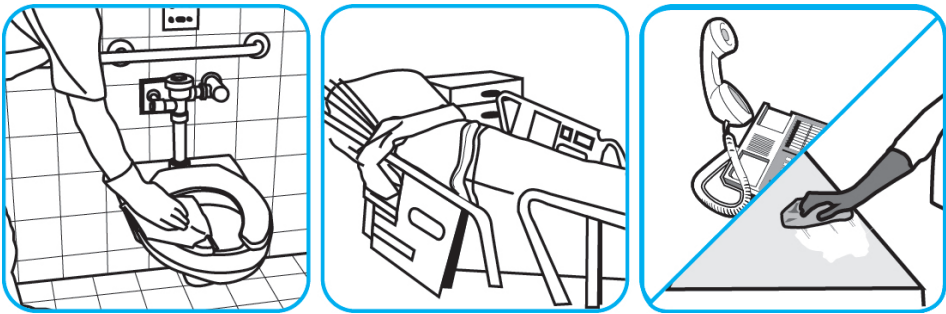




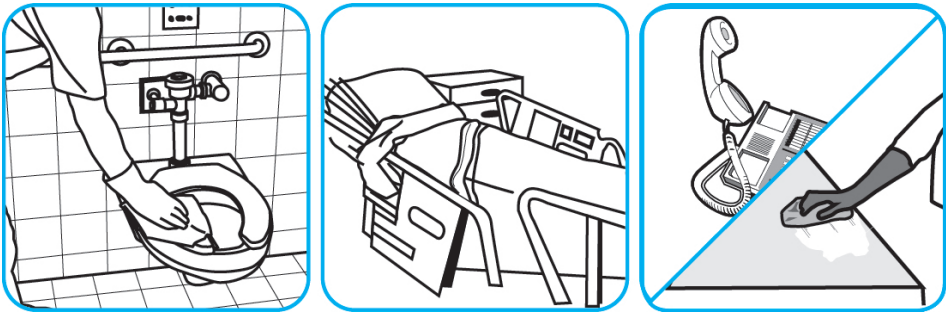
Application Procedures

Use Oxivir® Tb one-step cleaner disinfectant to wipe hard, non-porous surfaces.



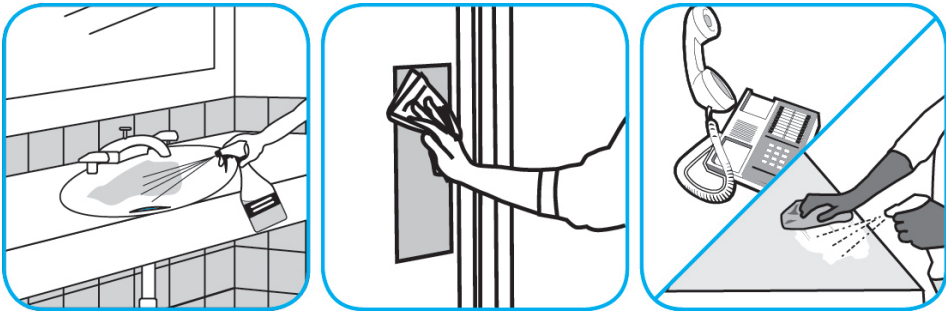
Pull wipe from canister, wipe surfaces, allowing them to stay wet for one minute. Allow to air dry or rinse according to use instructions on some surfaces.

Use Avert™ Sporidical Disinfectant Cleaner Wipes to clean, disinfect and deodorize hard, nonporous surfaces in one labor saving step with no rinsing required.



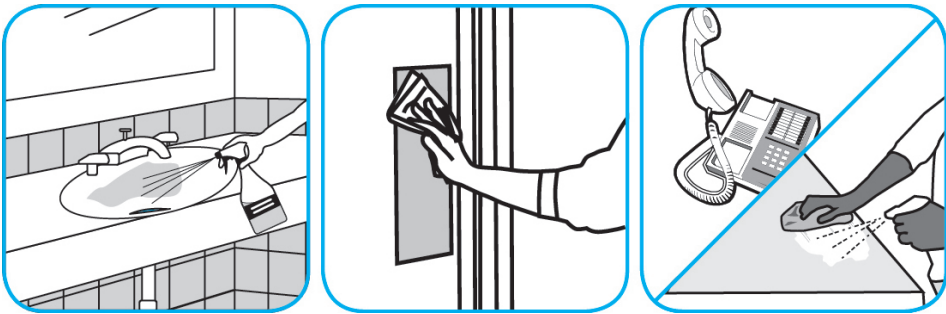
Pre-clean heavily soiled areas. Wipe the surface evenly until visibly wet, and wait for the appropriate contact time (1 minute for most common microorganisms, 4 minutes for *C. difficile*). All surfaces must remain visibly wet for 1 minute (4 minutes for *C. difficile*). If required, wipe surfaces with a clean, damp cloth and let air dry.

Use Virex® Plus One-Step Disinfectant Cleaner and Deodorant to clean restroom toilets, sinks, floors and walls.



Apply use-solution to hard, nonporous surfaces. Thoroughly wet surface with a cloth, mop, sponge, sprayer or by immersion. Allow to remain wet for 3 minutes. Wipe dry or allow to air dry.

Use Virex® II 256 One-Step Disinfectant Cleaner and Deodorant to clean restroom toilets, sinks, floors and walls.



Apply use-solution to hard, nonporous surfaces. Thoroughly wet surface with a cloth, mop, sponge, sprayer or by immersion. Allow to remain wet for 10 minutes. Wipe dry or allow to air dry.

Questions: 1-800-558-2332

Always wear personal protective equipment.