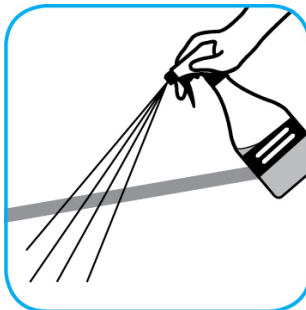


RTD® Application Procedures

Use Alpha-HP® Multi-Surface Cleaner to clean hard surfaces and carpet.




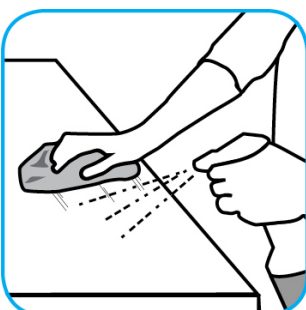
Spray onto surface. Wipe with a clean cloth or towel. For Carpet Spotting: Apply to carpet spot, agitate and rinse with water. For Prespray Cleaning: Apply product to area to be cleaned using a pressurized hand held sprayer. Extract thoroughly with water.

Use Crew® Bathroom Cleaner and Scale Remover as a non-corrosive formula deep cleans dirt and soap scum from bathroom and shower tiles, fixtures and most washable surfaces.



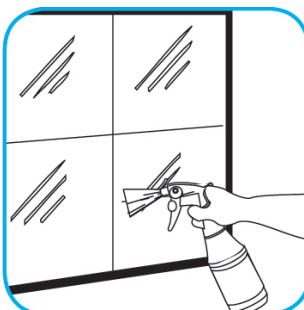
Apply to surfaces to be cleaned. Wipe with soft cloth or towel to remove soil and to dry. See label on original container for complete directions for use and additional information.

Use Stride® Citrus SC Neutral Cleaner to clean floors and other hard surfaces.



Fill mop bucket, spray bottle or automatic scrubbing machine from dispenser. Apply to surfaces to be cleaned. For autoscrubber use, trail mop behind machine to pick up any excess solution. Allow to dry.

Use Glance® NA Glass and Multi-Purpose Cleaner Non-Ammoniated to clean mirror, chrome and glass surfaces.



Spray onto surface. Wipe with a clean cloth or towel.

Questions: 1-800-558-2332

Always wear personal protective equipment.