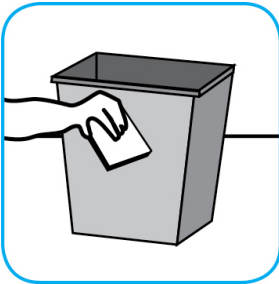
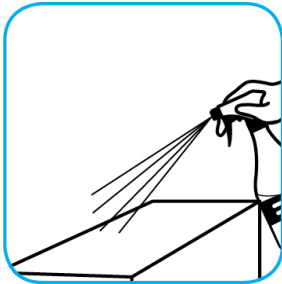


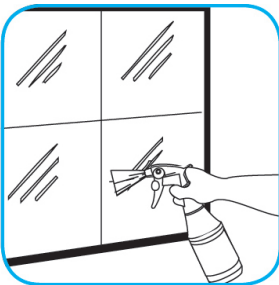
Application Procedures

Use Speedball® 2000 Heavy-Duty Spray Cleaner Concentrate #32 to clean hard surfaces but not glass, aluminum, or water based paint.



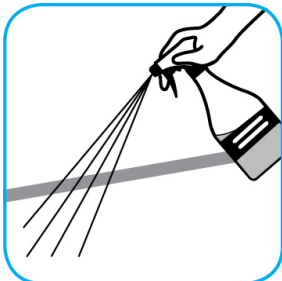
Spray product on hard surfaces to be cleaned. Allow cleaner to penetrate and lift soils. Wipe with a clean cloth. Requires no rinsing.

Use Glance® NA Glass and Multi-Purpose Cleaner to clean mirror, chrome and glass surfaces.




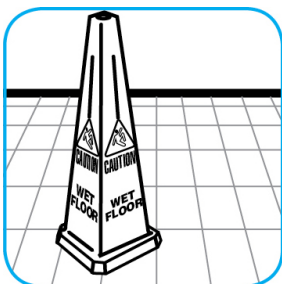
Spray onto surface. Wipe with a clean cloth or towel.

Use Good Sense® HC Liquid Air Freshener - Fresh to treat malodors on carpet, hard surfaces and as a room spray.



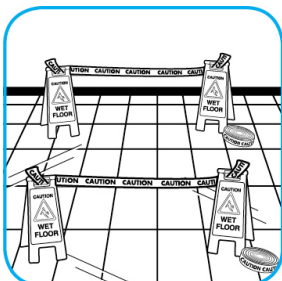
Spray into the air or onto surfaces where odors are noticeable.

Use UHSTM/MC SC Floor Cleaner to clean burnished, ultra high speed floor finishes.



Dilute with cold water. Apply use-solution with a mop and bucket or an automatic scrubbing machine. Trail mop behind machine to pick up any excess solution. Allow to dry.

Use Pro Strip™ SC High Efficiency Floor Stripper to remove existing floor finish.



Blockade areas to be stripped. Floors will become very slippery when stripper is applied. Exercise caution.

Questions: 1-800-558-2332

Always wear personal protective equipment.