

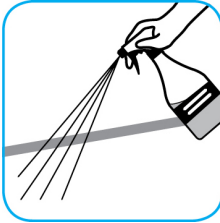
## RTD® Application Procedures

**Use Virex™ II 256 One-Step Disinfectant Cleaner and Deodorant to clean restroom toilets, sinks, floors and walls.**



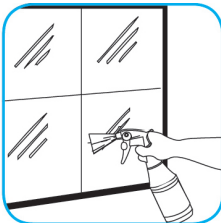
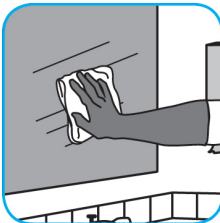
Apply use-solution to hard, nonporous surfaces. Thoroughly wet surface with a cloth, mop, sponge, sprayer or by immersion. Allow to remain wet for 10 minutes. Wipe dry or allow to air dry.

**Use Alpha-HP® Multi-Surface Cleaner to clean hard surfaces and carpet.**




Spray onto surface. Wipe with a clean cloth or towel. For Carpet Spotting: Apply to carpet spot, agitate and rinse with water. For Prespray Cleaning: Apply product to area to be cleaned using a pressurized hand held sprayer. Extract thoroughly with water.

**Use Glance® NA Glass and Multi-Purpose Cleaner Non-Ammoniated to clean mirror, chrome and glass surfaces.**



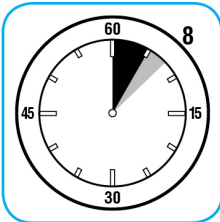
Spray onto surface. Wipe with a clean cloth or towel.

**Use Stride® Citrus SC Neutral Cleaner to clean floors and other hard surfaces.**



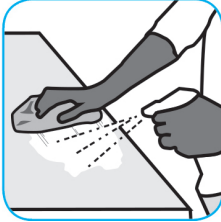
Fill mop bucket, spray bottle or automatic scrubbing machine from dispenser. Apply to surfaces to be cleaned. For autoscrubber use, trail mop behind machine to pick up any excess solution. Allow to dry.

**Use Spitfire® SC Power Cleaner to clean most heavily soiled, hard surfaces.**



Spray onto hard surface. Allow to penetrate and lift soils. Wipe with a clean cloth. Requires no rinsing. Do not use on glass, aluminum and water-based paint.

**Use Prominence™/MC Heavy Duty Cleaner to remove soil from floors without dulling the appearance of the floor finish.**



Dilute with cold water. For daily cleaning, use a spray bottle, mop and bucket or fill auto scrubber and use red pads. For Deep Scrubbing, fill auto scrubber and use green or blue pads. Pick up soil and excess cleaner with a tightly wrung out cleaning mop or cloth.

## Questions: 1-800-558-2332

Always wear personal protective equipment.