
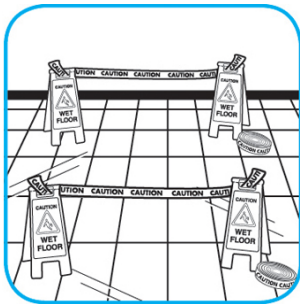


## Application Procedures

**Use Suma® Bio-Floor® Cleaner D3.7 on kitchen floors with quarry tile, ceramic tile, or vinyl.**



Post "Wet Floor" signs around area to be cleaned. Spray or dispense product with warm or hot water onto the floor or in a mop bucket. Spread diluted product with a clean mop generously to the floor, overlapping mop strokes. For best results, scrub the floor with a brush, especially if the floor has grout. Dry mop or squeegee floor dry or allow floor to air dry before reuse. A potable water rinse is only required for those surfaces that may contact edible product.

**Use BreakDown™/MC Odor Eliminator Concentrate to treat malodors on carpet and hard surfaces.**



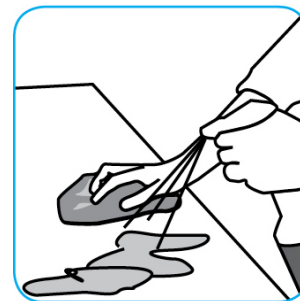

For daily cleaning: use a spray bottle or mop and bucket to apply the use-solution to a surface, let the product dwell for best performance. For deodorizing: spray directly onto floors, urinals, toilets, trash receptacles and other surfaces. For use as a carpet spotter, apply to carpet, agitate and rinse with water. Do not spray into the air or use as an air freshener.

**Use Virex™ II 256 One-Step Disinfectant Cleaner and Deodorant to clean restroom toilets, sinks, floors and walls.**



Apply use-solution to hard, nonporous surfaces. Thoroughly wet surface with a cloth, mop, sponge, sprayer or by immersion. Allow to remain wet for 10 minutes. Wipe dry or allow to air dry.

**Use Shockwave™/MC Heavy Duty Degreaser to remove grease, oil and other tough-to-remove soils from floors, walls and countertops.**



Apply cleaning solution to surfaces/floors to be cleaned. Let the cleaning solution stand for several minutes. Wipe with a clean dry cloth, sponge or mop. If contact with a food surface occurs rinse with potable water.

## Questions: 1-800-558-2332

Always wear personal protective equipment.